

WEDDING STATIONERY

- TIMELINE -

Our wedding planning timeline is meant to be a general guide for keeping you on track. Every wedding, and every bride & groom, will be different, so feel free to modify this guide so it works for you! Based on tradition, we've given our guide a 1-year time frame, so adjust up or down accordingly.



YOU GOT ENGAGED!

Start researching wedding invite designs.



ORGANISE GUEST LIST

Make an appointment with us!
Approx. 9 - 12 months before the wedding



ORDER & MAIL SAVE THE DATE CARDS

Design & send out save the date cards.
Approx. 8 - 9 months before the wedding



RSVP DATE

Make sure you give your guests plenty of time to reply
Approx. 4 - 6 weeks before your wedding date



ORDER WEDDING INVITATIONS (RSVP / INFO CARD / EVENING INVITE)

Start your stationery process & finalize your guest list.
Approx. 4 - 6 months before your wedding date



ORDER YOUR WEDDING DAY ITEMS

- Finalise Your Mass Booklets • Menus
- Table Plan • Table Numbers • Signage
- Other Personalised Wedding Stationery.

Approx. 2 - 3 Weeks before your wedding



ORDER YOUR THANK YOU CARDS

Compliment your wedding stationery with a lovely thank you card for all your family & guests.
Approx. 3 - 6 months after your "I do's"

Let's start... GENERAL QUESTIONS

1 Who to invite?

Decide how many people you would like to invite to your special day?



Spring



Summer



Autumn



Winter



Caricature



Free Style



Our Designs



Other?

2 Any design ideas?

Please explain to us your style /ideas. The style and theme of your wedding should be reflected in your invitation to give your guests a feel for the day!



3 Colour preference?

Tell us your colour/theme for your Wedding Day (Bridesmaid, suits etc)



4 Which style would you like?

Look at our different invitations styles in our wedding collections. See next page to select your style or visit our [website](#).

5 Decide your Wording

Accordingly with the etiquette of your wedding. [Check our wording templates from page 3.](#)

6 Now, we are ready for the design process

Our graphic designer will start your Wedding Stationery after you agree on style, quantities, price.

1. Appointment & agreement with your Invite Design (Deposit Paid).
2. Your Wedding Stationery starts being designed (by our Graphic Designer).
3. You will get a draft by email (proof read).
4. We need you to proof read, check the layout, numbers, names, addresses, punctuation, text and spellings. (Be thorough).
5. Email back your changes or email your approval.
6. Give your thumbs up and sign off (when you are ready) Wedding Stationery gets printed and finished.
7. Delivery or collection of your Wedding Stationery.
8. Post your Wedding Stationery to your guests.

WEDDING INVITATION STYLES

You can check our design styles in our [website](#) or click on each white box and you will be redirected to the page related to the name of the invite.

ALEX

SINGLE A6



AMY

FOLDED TO A6



ARIA

A6 THREEFOLD



BONNIE

A6 THREEFOLD WITH POCKET



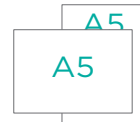
CHARLIE

A6 BOOKLETS



CHLOE

SINGLE A5



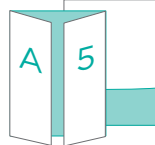
CLAIRE

FOLDED TO A5



DAISY

A5 GATE FOLD



DAWN

A5 OR 5"X7" STACKED



EMMA

SINGLE SQUARE



ERIN

GATE FOLD SQUARE



HOLLY

FOLDED SQUARE



KATIE

THREEFOLD SQUARE



KAYLA

FOLDED SQUARE WITH POCKET



LILY

SQUARE STACKED



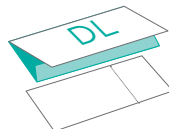
MILLIE

DL SINGLE CARD / TICKET



OLIVIA

DL SLEEVE AND TICKET



ROSE

A4 FOLDED TO DL



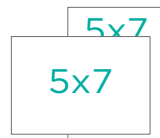
RUBY

DL CHEQUEBOOK



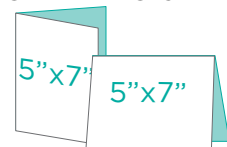
SUZIE

SINGLE 5" X 7"



TAYLOR

FOLDED TO 5" X 7"



SAVE THE DATE

Save the date cards are a great option to let your guest know in advance when is your wedding day, especially if your wedding is abroad or your are inviting guest from different countries. Either way we can personalise your card with some details that will hep your guest plan with plenty of time to get prepared for the bid day!

You can find wording samples here.

Other sizes available:

Single card: A5 | 5x7 | DL | Square Folded to: A6 | A5 | 5x7 | DL | Square

Save the Date Cards sizes available:

Single A6 | Folded to A6 | Single A5 | Folded to A5 | Single Square | Folded to SquareDL single card | Single 5x7 | Folded to 5x7



- WORDING SAMPLES -

1

FORMAL

Save the Date

for the wedding of
Bride
and
Groom

Day / Month / Year
Venue / City & Country

Formal invitation to follow

2

TRADITIONAL

Save the Date

Bride & Bride
are getting married!

Day / Month / Year

Venue / City & Country

Formal invitation to follow

3

CASUAL

They asked and he said "Yes!"

Groom & Groom

10.20.24

Venue / City & Country

Invitation to follow

4

DESTINATION

Save the Weekend!

Day / Month / Year

She/He/They & She/He/They
are getting married

Venue / City & Country

Please see further wedding details at
[weddingwebsite].com

WEDDING INVITES

- WORDING SAMPLES -

Choose from these examples or use as starting points to create your own wording

RELIGIOUS WORDING FOR INVITATIONS

1 *Bride's Parents Inviting*

Mr. & Mrs. (Surname)
request the honour of your presence
.....
at the marriage of their daughter
Bride (Name)
to
Groom (Name & Surname)
In celebrating their Marriage at
Shanaglish Church, Co. Galway
on Day / Month /Year
at 1:00 pm
Followed by a Reception at
Dromoland Castle, Co.Clare.
at 5:00 pm
RSVP Day / Month /Year

2 *Both Sets of Parents Inviting*

Mr. & Mrs. (Surname)
and
Mr. & Mrs. (Surname)
request the honour of your presence
.....
at the marriage of their children
Bride (Name & Surname)
and
Groom (Name & Surname)
In celebrating their Marriage at
Shanaglish Church, Co. Galway
on Day / Month /Year
at one o'clock in the afternoon
Followed by a Reception at
Dromoland Castle, Co.Clare.
at 5:00 pm
RSVP Day / Month /Year

3 *Bride & Groom Inviting*

The honour of your presence
.....
is requested at the marriage of
Bride (Name & Surname)
&
Groom (Name & Surname)
on Day / Month /Year
at 1:00 pm
at Shanaglish Church, Co. Galway
Followed by a Reception at
Dromoland Castle, Co.Clare.
at 5:00 pm
RSVP Day / Month /Year
by email or phone number

CIVIL CEREMONY WORDING

4 *Bride & Groom Inviting*

He finally asked and she said Yes...
Bride (Name & Surname)
&
Groom (Name & Surname)
are getting married and we wish to invite
.....
on Day / Month /Year
at 2:45pm
to attend a Civil Ceremony in
The Garryvoe Hotel, Ballycotton Bay,
Castlemartyr, Co. Cork
Followed by a drinks reception and dinner
in the Hotel to eat, drink & dance the night
away...
Please RSVP by Day / Month /Year
by post or email bride&groom@hotmail.com
-Please advise us of
any special dietary requirements-

5 *Bride & Bride Inviting*

Bride (Name & Surname)
&
Bride (Name & Surname)
Together with their parents
are delighted to invite
.....
to the celebration of their wedding
on Day / Month /Year
at 3.00pm
at
Dromoland Castle,
Newmarket on Fergus, Co. Clare
Followed by Dinner and Dancing
RSVP Day / Month /Year by post
or email: bride&bride@gmail.com

6 *Groom & Groom Inviting*

Groom (Name & Surname)
&
Groom (Name & Surname)
request the pleasure of the company of
.....
on the occasion of their marriage
on Day / Month /Year
At Two o'clock
at No. 1 Pery Square,
Georgian Quarter, Limerick
followed by dinner and music
RSVP Day / Month /Year by post or email:
groom&groom@hotmail.com
or by returning the enclosed RSVP card

OTHER OPTIONS

7 Groom got down on bended knee He said to Bride: "Will you marry me?"

She said "Yes! of course I will"
Now soon they will wed in the
church in Quin!
Please join us there
.....
on Day / Month /Year
At 2 o'clock in the afternoon
And after the "I do's" head for The Village Inn
For a toast to the new bride and groom!
Please don't get too comfortable though
and forget to leave the pub...
as its off to Vaughan Lodge in Lahinch
for dancing, drinks and grub!
Please let us know if you can make it
Bride (087 0000000)
Groom (086 0000000)

8 He finally asked and she said Yes... or was in the other way around?

However it happened
Bride (Name & Surname)
&
Groom (Name & Surname)
are getting married and we
wish to invite
.....
on Day / Month /Year, at 1pm
at St Johns Church,
Cratloe, Co. Clare.
Followed by a reception
at The Woodlands House Hotel
Adare, Co. Limerick
to eat, drink & dance the night away.
R.S.V.P. Day / Month /Year

9 Because you have shared in our lives by your

friendship and love, we
Bride (Name & Surname)
& Groom (Name & Surname)
together with our parents
invite you to share
.....
the beginning of our new life together
when we exchange marriage vows
on Day / Month /Year
two thousand eighteen
at half after four o'clock
at Shanaglish Church, Co. Galway
Followed by a Reception at
Dromoland Castle, Co.Clare.
at 5:00 pm

WEDDING INVITES

- WORDING SAMPLES -

Choose from these examples or use as starting points to create your own wording

INTERNATIONAL WEDDING WORDINGS

10 Bride (Name & Surname)

and

Groom (Name & Surname)

together with their parents invite you

To share their celebration of marriage

on Day / Month /Year
at 6pm

at Plasencia Cathedral, Plasencia,
Extramadura.

Followed by a reception at
Recinto Villa Rosa, Carcaboso,
Plasencia.
at 7pm

R.S.V.P by Day / Month /Year

11 Together with their parents

Bride (Name & Surname)

&

Groom (Name & Surname)

are delighted to invite

to join in the celebration
of their marriage

Eglise St. Roch, 11610, Pennautier, France

on Day / Month /Year
at 2:30 p.m.

following the ceremony please
join us for a reception

at Chateau de Pennautier,
2 Boulevard Pasteur,
11610 Pennautier, France

R.S.V.P. Day / Month /Year

12 Mr. & Mrs. (Surname) Bride parents

and

Mr. & Mrs. (Surname) Groom parents
request the honor of your presence

at the marriage of their children

Bride (Name & Surname)
&

Groom (Name & Surname)

on Day / Month /Year
at ten o'clock in the morning

at Camden Ranch
1521 Willams Road
Elk, Washington

Reception immediately
following ceremony

RSVP

1 Please reply by Day / Month /Year

Name(s):

- Accept your invitation
 Unable to attend

Dietary Requirements:

Bride & Groom

2 The favour of a reply is requested
before Day / Month /Year

Name (s):.....

- I / we accept with pleasure
 I / we decline with regret

Please specify any dietary requirements:

3 Name (s):

- Would love to be there.
 No. of Guests
 We're sorry we cant make it

We will be supplying a bus to drop our
guests home to Limerick & Shannon @
1.30am.

- We will be availing of the bus.

Bride & Groom

Or

4 Guests:

Wedding Celebrations

- Accepts with pleasure
 Declines with regret

Day After Celebrations

- Accepts with pleasure
 Declines with regret

Kindly reply by Day / Month /Year

5 Name (s):

- Wouldn't miss it for the world
 Will have to celebrate from afar
 Won't want the fun to end, so will stay around on Saturday

EVENING INVITES

1 Bride (Name & Surname)

&

Groom (Name & Surname)

are delighted to invite

to join them for the evening celebration
Of their marriage

in The Falls Hotel Ennistymon
on Day / Month /Year
from 9.00pm

2

Eat, Drink
and be
Married

Bride (Name & Surname)

&

Groom (Name & Surname)

would like to invite

to join them for
BBQ & Dancing to celebrate their marriage
on Day / Month /Year

in The Greenhills Hotel, Ennis Road, Limerick
at 7.30pm (Dress - smart casual)

RSVP: by Day / Month /Year
Text: Bride 087-0000000 | email: email@hotmail.com

3

Bride (Name & Surname) & Groom (Name & Surname)

Together with our parents

Request the pleasure of the company of

To an evening reception to celebrate
their marriage

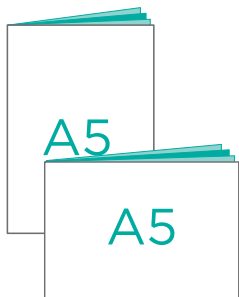
On Day / Month /Year
at 9.00pm

In the Woodlands House Hotel,
Adare, Co. Limerick

RELIGIOUS & CIVIL CEREMONIES

MASS BOOKLETS | MASS PAMPHLETS | MASS CARDS

We design and provide various different options and styles for your wedding mass/ceremony. Whether it's a booklet, pamphlet, mass card or scroll you request, we have samples and templates for all of the above. See below all the options we offer.



A5 MASS
BOOKLETS




A6 MASS
BOOKLETS



DL MASS
BOOKLETS



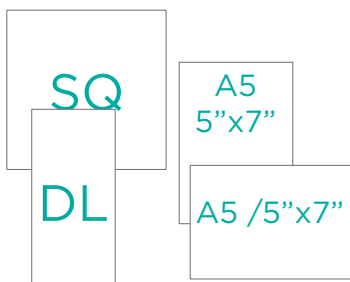
FOLDED
SQUARE
MASS BOOKLET



2 / 3
PANEL MASS
PAMPHLETS



4 PANEL MASS
PAMPHLETS



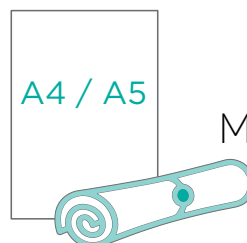
SINGLE
MASS
CARDS



FOLDED
SQUARE
MASS CARDS



THREEFOLD
SQUARE
MASS CARDS



A4/A5
MASS SCROLL

WEDDING DAY ITEMS & SIGNAGE


Wedding signage has become increasingly popular in the last couple of years. Couples wish to add extra touches to their special day. We at McNamara Printers wedding stationary specialists, create wedding signage for couples including direction signs, signs for the church, signage for the hotel reception etc. If you have a specific idea or request please get in touch with us to discuss your ideas!

All the sizes are related when the product is finished to the size or folded.

TABLE NUMBERS & TABLE NAMES A6 | A5 | 5x7 | SQUARE



PLACE CARDS / TENT CARDS A7 (74x105mm) / Business cards size (85x55mm)



MENUS A5 | DL | 5x7



BEER MATS



FAVOUR CARDS



SINGLE TABLE PLAN CARDS A7 | A6 | A5 | DL | 5x7 | SQUARE



SEATING TABLE PLANS A0/A1/A2



WELCOME WEDDING SIGNS A0/A1/A2



THANK YOU CARDS

When your big day is over many couples choose to send Thank you cards to their guests. Couples usually choose their favourite image/images from their wedding day. Our designer will then customize your Thank you card to suit your requirements.

Please call into our premises in Shannon to view our extensive range of Thank you cards or browse our selection here. Our Shannon printing business is very accessible located in Smithstown Industrial Estate, Shannon, Co Clare. Also you may just call McNamara Printers and speak with Frankie on 061 361782.

Single card: A6 | A5| 5x7| DL | Square

Folded to: A6 | A5| 5x7| DL | Square

All the sizes are related when the product is finished to the size or folded:

- Single A6 (105 x 148 mm)
- Folded to A6 (105 x 148 mm)
- Single A5 (148 x 210 mm)
- Folded to A5 (148 x 210 mm)
- Single Square (110x110mm / 120x120mm / 150x150mm)
- Folded Square (110x110mm / 120x120mm / 150x150mm)
- Folded to DL (210x99mm)
- DL single card (210x99mm)
- Single 5" x 7" (127x177.8mm)
- Folded to 5" x 7" (127x177.8mm)



A6 THREEFOLD



FOLDED TO A6



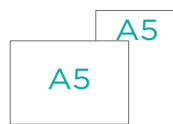
SINGLE SQUARE



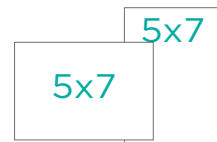
FOLDED TO A5



SINGLE A5



SINGLE 5" X 7"



FOLDED SQUARE



A4 FOLDED TO DL



FOLDED TO 5" X 7"

